

The Maple

The Snyder Farm






TIM O'BRIEN
homes

Call Today
(262) 600-3769



Call for Price

Home Style: Two-Story

-  4 - 5 Bedroom
-  2.5 Bathrooms
-  2,652 - 2,696 Sq. Ft.
-  2 Car Garage
-  49 HERS Score

The Maple is a moderately sized two-story home plan, meticulously crafted with careful attention to detail. The main living area showcases a vast open-concept Kitchen, equipped with a generous pantry, and a Great Room accompanied by a cozy dinette at the rear of the home. A versatile Flex Room is conveniently situated just off the Front Foyer. The Rear Foyer accommodates a powder room and a walk-in closet, adding to the home's functionality. The stairway leading to the second level is smartly placed off the Kitchen. The second level is home to three secondary bedrooms, a Laundry Room, a full bathroom, and the capacious Primary Suite, graced with a large walk-in closet.

The information, text, graphics and links provided herein are provided by Tim O'Brien Homes as a convenience to its customers. Tim O'Brien Homes does not guarantee the accuracy or completeness of the information, text, graphics, links and other items contained on this website or any other website. All prices, promotions and specifications are subject to change at any time without notice based on the discretion of Tim O'Brien Homes.

