

# The Maple

Swan Ridge Farms

TIM O'BRIEN  
homes


Call Today  
(262) 239-7342




## Call for Price


**Home Style:** Two-Story

4 Elevations Available

 4 - 5 Bedroom

 2.5 Bathrooms

 2,652 - 2,696 Sq. Ft.

 2 Car Garage

 49 HERS Score

The Maple is a moderately sized two-story home plan, meticulously crafted with careful attention to detail. The main living area showcases a vast open-concept Kitchen, equipped with a generous pantry, and a Great Room accompanied by a cozy dinette at the rear of the home. A versatile Flex Room is conveniently situated just off the Front Foyer. The Rear Foyer accommodates a powder room and a walk-in closet, adding to the home's functionality. The stairway leading to the second level is smartly placed off the Kitchen. The second level is home to three secondary bedrooms, a Laundry Room, a full bathroom, and the capacious Primary Suite, graced with a large walk-in closet.