





Call for Price


Home Style: Ranch

3 Elevations Available

 3 - 4 Bedroom

 2.5 Bathrooms

 1,971 Sq. Ft.

 2 Car Garage

 49 HERS Score

The Holly is a ranch design with all bedrooms located on the same side of the home. The entryway features an open Front Foyer and Flex Room with a unique angled entry. Across from the Flex Room is a Rear Foyer, which has a Powder Room, linen closet, and Laundry Room. Just past the stairs to the lower level, the floor plan opens to the main living space with the Great Room, Dinette, and Kitchen with a corner walk-in pantry. The two secondary bedrooms on the opposite side of the home share a full bathroom, while the private Owner's Suite is highlighted by a large Owner's bath and walk-in shower.

