








## Call for Price

**Home Style:** First Floor Primary

3 Elevations Available

-  4 Bedroom
-  2.5 Bathrooms
-  2,281 Sq. Ft.
-  2 Car Garage
-  49 HERS Score

The Alpine plan features a well-designed first-floor Primary Suite layout centered around a staircase positioned in the Front Foyer, complemented by a versatile flex room that provides additional living space. Beyond the foyer, a practical hallway extends to the Rear Foyer area, which houses both a Laundry Room and Powder Room while offering a secondary access point to the main living area.

The heart of the home showcases a spacious open design that combines the Great Room, comfortable Dinette, and functional Kitchen with the added convenience of a corner walk-in Pantry. The Primary Suite occupies one side of the first floor and includes a private bathroom that connects to a generous walk-in closet.

The second floor is efficiently arranged with distinctive angled entries leading to two secondary bedrooms positioned at the top of the stairs, accompanied by a full bathroom and a third bedroom that rounds out the upper level of this versatile home design.