

The Alpine

Scenic Valley






TIM O'BRIEN
homes

Call Today
(608) 401-4769



Call for Price

Home Style: First Floor Primary

-  4 Bedroom
-  2.5 Bathrooms
-  2,281 Sq. Ft.
-  2 Car Garage
-  49 HERS Score

The Alpine is a classic first-floor Primary Suite home plan with the staircase located at the Front Foyer as you enter and a flex room to one side. A hallway just past the stairs provides access to the Rear Foyer, which includes a Laundry Room and Powder room, as well as another access point to the main living space. The space opens to a large Great Room, Dinette, and Kitchen with a corner walk-in Pantry. The Primary Suite is situated on one side of the first floor and has a large walk-in closet through the Owner's Bathroom. Notable second floor details include angled entries to two secondary bedrooms at the top of the stairs, a full bathroom, and third secondary bedroom.