

The Alpine

Elmwood Highland Estates






TIM O'BRIEN
homes

Call Today
(262) 239-7342



Call for Price

Home Style: First Floor Primary

-  4 Bedroom
-  2.5 Bathrooms
-  2,281 Sq. Ft.
-  2 Car Garage
-  49 HERS Score

The Alpine is a classic first-floor Primary Suite home plan with the staircase located at the Front Foyer as you enter and a flex room to one side. A hallway just past the stairs provides access to the Rear Foyer, which includes a Laundry Room and Powder room, as well as another access point to the main living space. The space opens to a large Great Room, Dinette, and Kitchen with a corner walk-in Pantry. The Primary Suite is situated on one side of the first floor and has a large walk-in closet through the Owner's Bathroom. Notable second floor details include angled entries to two secondary bedrooms at the top of the stairs, a full bathroom, and third secondary bedroom.

The information, text, graphics and links provided herein are provided by Tim O'Brien Homes as a convenience to its customers. Tim O'Brien Homes does not guarantee the accuracy or completeness of the information, text, graphics, links and other items contained on this website or any other website. All prices, promotions and specifications are subject to change at any time without notice based on the discretion of Tim O'Brien Homes.

